

ANARAM-1

Applications: General Purpose,Block,Concrete,Pavers,Brick.



DIAMETER		ARBOR(mm)	SEGMENT DIMENSION(mm)
INCHES	METRIC(mm)		
4.5"	115mm	20/22.23	2.0*10
5"	125mm	20/22.23	2.0*10
7"	180mm	22.23/25.4	2.4*10
9"	230mm	22.23/25.4	2.8*10
10"	250mm	22.23/25.4	2.8*10
12"	300mm	22.23/25.4/50	3.2*10
14"	350mm	22.23/25.4/50	3.2*10
16"	400mm	22.23/25.4/50	3.8*10

Other specification available and arbor hole size as customers specify when order

ANARAM-2

Applications: General Purpose,Block,Concrete,Pavers,Brick.



DIAMETER		ARBOR(mm)	SEGMENT DIMENSION(mm)
INCHES	METRIC(mm)		
4.5"	115mm	20/22.23	2.0*10
5"	125mm	20/22.23	2.0*10
7"	180mm	22.23/25.4	2.4*10
9"	230mm	22.23/25.4	2.8*10
10"	250mm	22.23/25.4	2.8*10
12"	300mm	22.23/25.4/50	3.2*10
14"	350mm	22.23/25.4/50	3.2*10
16"	400mm	22.23/25.4/50	3.8*10

Other specification available and arbor hole size as customers specify when order

ANARAM-3

Applications: General Purpose,Block,Concrete,Pavers,Brick.



DIAMETER		ARBOR(mm)	SEGMENT DIMENSION(mm)
INCHES	METRIC(mm)		
4.5"	115mm	20/22.23	2.0*10
5"	125mm	20/22.23	2.0*10
7"	180mm	22.23/25.4	2.4*10
9"	230mm	22.23/25.4	2.8*10
10"	250mm	22.23/25.4	2.8*10
12"	300mm	22.23/25.4/50	3.2*10
14"	350mm	22.23/25.4/50	3.2*10
16"	400mm	22.23/25.4/50	3.8*10

Other specification available and arbor hole size as customers specify when order

ANARAM-4

Applications: General Purpose,Block,Concrete,Pavers,Brick.



DIAMETER		ARBOR(mm)	SEGMENT DIMENSION(mm)
INCHES	METRIC(mm)		
4.5"	115mm	20/22.23	2.0*10
5"	125mm	20/22.23	2.0*10
7"	180mm	22.23/25.4	2.4*10
9"	230mm	22.23/25.4	2.8*10
10"	250mm	22.23/25.4	2.8*10
12"	300mm	22.23/25.4/50	3.2*10
14"	350mm	22.23/25.4/50	3.2*10
16"	400mm	22.23/25.4/50	3.8*10

Other specification available and arbor hole size as customers specify when order

ANARAM-5

Applications: General Purpose,Block,Concrete,Pavers,Brick.

DIAMETER		ARBOR(mm)	SEGMENT DIMENSION(mm)
INCHES	METRIC(mm)		
4.5"	115mm	20/22.23	2.0*10
5"	125mm	20/22.23	2.0*10
7"	180mm	22.23/25.4	2.4*10
9"	230mm	22.23/25.4	2.8*10
10"	250mm	22.23/25.4	2.8*10
12"	300mm	22.23/25.4/50	3.2*10
14"	350mm	22.23/25.4/50	3.2*10
16"	400mm	22.23/25.4/50	3.8*10

Other specification available and arbor hole size as customers specify when order

ANARAM-6 CONTINUOUS RIM

Applications:General Purpose,Block,Concrete,Pavers,Brick.

DIAMETER		ARBOR(mm)	SEGMENT DIMENSION(mm)
INCHES	METRIC(mm)		
4.5"	115mm	20/22.23	2.0*5/10
5"	125mm	20/22.23	2.0*5/10
7"	180mm	22.23/25.4	2.4*5/10
9"	230mm	22.23/25.4	2.8*5/10
10"	250mm	22.23/25.4	2.8*7/10
12"	300mm	22.23/25.4/50	3.2*7/10
14"	350mm	22.23/25.4/50	3.2*7/10

Other specification available and arbor hole size as customers specify when order

ANARAM-7 TURBO

Applications:General Purpose,Block,Concrete,Pavers,Brick.

DIAMETER		ARBOR(mm)	SEGMENT DIMENSION(mm)
INCHES	METRIC(mm)		
4.5"	115mm	20/22.23	2.0*5/10
5"	125mm	20/22.23	2.0*5/10
7"	180mm	22.23/25.4	2.4*5/10
9"	230mm	22.23/25.4	2.8*5/10
10"	250mm	22.23/25.4	2.8*7/10
12"	300mm	22.23/25.4/50	3.2*7/10
14"	350mm	22.23/25.4/50	3.2*7/10

Other specification available and arbor hole size as customers specify when order

ANARAM-8

Applications: Green concrete,Concrete,hard concrete,Pavers,Brick,Clay Pavers, Hard brick,Natural stone

DIAMETER		ARBOR(mm)	SEGMENT DIMENSION(mm)
INCHES	METRIC(mm)		
4.5"	115mm	20/22.23	2.0*10
5"	125mm	20/22.23	2.0*10
7"	180mm	22.23/25.4	2.4*10
9"	230mm	22.23/25.4	2.8*10
10"	250mm	22.23/25.4	2.8*10
12"	300mm	22.23/25.4/50	3.2*10
14"	350mm	22.23/25.4/50	3.2*10
16"	400mm	22.23/25.4/50	3.8*10

Other specification available and arbor hole size as customers specify when order

ANARAM-9

Applications: Green concrete, Concrete, hard concrete, Pavers, Brick, Clay Pavers, Hard brick, Natural stone



DIAMETER		ARBOR(mm)	SEGMENT DIMENSION(mm)
INCHES	METRIC(mm)		
4.5"	115mm	20/22.23	2.0*10
5"	125mm	20/22.23	2.0*10
7"	180mm	22.23/25.4	2.4*10
9"	230mm	22.23/25.4	2.8*10
10"	250mm	22.23/25.4	2.8*10
12"	300mm	22.23/25.4/50	3.2*10
14"	350mm	22.23/25.4/50	3.2*10
16"	400mm	22.23/25.4/50	3.8*10

Other specification available and arbor hole size as customers specify when order

ANARAM-10 x-type turbo
 Applications: Ceramic, marble, tile etc

DIAMETER		ARBOR(mm)	SEGMENT DIMENSION(mm)
INCHES	METRIC(mm)		
4.5"	115	22.23	10
5"	125	22.23	10
7"	180	22.23	10
9"	230	22.23	10
10"	250	50	10
12"	300	50	10
14"	350	60	10
16"	400	60	10

Other specification available and arbor hole size as customers specify when orde

ANARAM-11 x-type turbo
 Applications: Ceramic, marble, tile etc

DIAMETER		ARBOR(mm)	SEGMENT DIMENSION(mm)
INCHES	METRIC(mm)		
4.5"	115	22.23	10
5"	125	22.23	10
7"	180	22.23	10
9"	230	22.23	10
10"	250	50	10
12"	300	50	10
14"	350	60	10
16"	400	60	10

Other specification available and arbor hole size as customers specify when orde

ANARAM-12 x-type turbo
 Applications: Ceramic, marble, tile etc

DIAMETER		ARBOR(mm)	SEGMENT DIMENSION(mm)
INCHES	METRIC(mm)		
4.5"	115	22.23	10
5"	125	22.23	10
7"	180	22.23	10
9"	230	22.23	10
10"	250	50	10
12"	300	50	10
14"	350	60	10
16"	400	60	10

Other specification available and arbor hole size as customers specify when orde

ANARAM-13 k-type turbo
 Applications: Ceramic, marble, tile etc

DIAMETER		ARBOR(mm)	SEGMENT DIMENSION(mm)
INCHES	METRIC(mm)		




4.5"	115	22.23	10
5"	125	22.23	10
7"	180	22.23	10
9"	230	22.23	10

Other specification available and arbor hole size as customers specify when orde

ANARAM-14 k-type turbo

Applications: Ceramic, marble, tile etc




DIAMETER		ARBOR(mm)	SEGMENT DIMENSION(mm)
INCHES	METRIC(mm)		
4.5"	115	22.23	10
5"	125	22.23	10
7"	180	22.23	10
9"	230	22.23	10

Other specification available and arbor hole size as customers specify when orde

ANARAM-15 k-type turbo

Applications: Ceramic, marble, tile etc




DIAMETER		ARBOR(mm)	SEGMENT DIMENSION(mm)
INCHES	METRIC(mm)		
4.5"	115	22.23	10
5"	125	22.23	10
7"	180	22.23	10
9"	230	22.23	10

Other specification available and arbor hole size as customers specify when orde

ANARAM-16

Applications: General cutting of granite, concrete and other materials




DIAMETER		ARBOR(mm)	SEGMENT DIMENSION(mm)
INCHES	METRIC(mm)		
12"	300mm	50/60	40*3.2*10/12/15
14"	350mm	50/60	40*3.2*10/12/15
16"	400mm	50/60	40*3.6*10/12/15
18"	450mm	50/60	40*3.6*10/12/15
20"	500mm	50/60	40*4.0*10/12/15
22"	550mm	50/60	40*4.0*10/12/15
24"	600mm	50/60	40*4.7*10/12/15
26"	650mm	50/60	40*4.7*10/12/15
28"	700mm	50/60	40*5.0*10/12/15

Other specification available and arbor hole size as customers specify when order

ANARAM-17

Applications: General cutting of granite, concrete and other materials




DIAMETER		ARBOR(mm)	SEGMENT DIMENSION(mm)
INCHES	METRIC(mm)		
12"	300mm	50/60	40*3.2*10/12/15
14"	350mm	50/60	40*3.2*10/12/15
16"	400mm	50/60	40*3.6*10/12/15
18"	450mm	50/60	40*3.6*10/12/15
20"	500mm	50/60	40*4.0*10/12/15
22"	550mm	50/60	40*4.0*10/12/15
24"	600mm	50/60	40*4.7*10/12/15
26"	650mm	50/60	40*4.7*10/12/15
28"	700mm	50/60	40*5.0*10/12/15

Other specification available and arbor hole size as customers specify when order

ANARAM-18

Applications: General cutting of granite, concrete and other materials




DIAMETER		ARBOR(mm)	SEGMENT DIMENSION(mm)
INCHES	METRIC(mm)		
12"	300mm	50/60	40*3.2*10/12/15
14"	350mm	50/60	40*3.2*10/12/15
16"	400mm	50/60	40*3.6*10/12/15
18"	450mm	50/60	40*3.6*10/12/15
20"	500mm	50/60	40*4.0*10/12/15
22"	550mm	50/60	40*4.0*10/12/15
24"	600mm	50/60	40*4.7*10/12/15
26"	650mm	50/60	40*4.7*10/12/15
28"	700mm	50/60	40*5.0*10/12/15

Other specification available and arbor hole size as customers specify when order

ANARAM-19

Applications: for cutting marble with high or medium hardness



DIAMETER		ARBOR(mm)	SEGMENT DIMENSION(mm)
INCHES	METRIC(mm)		
12"	300mm	50/60	40*3.1*10
14"	350mm	50/60	40*3.2*10




16"	400mm	50/60	40*3.6*10
-----	-------	-------	-----------

Other specification available and arbor hole size as customers specify when order

ANARAM-20

Applications: for cutting marble with high or medium hardness




DIAMETER		ARBOR(mm)	SEGMENT DIMENSION(mm)
INCHES	METRIC(mm)		
12"	300mm	50/60	40*3.1*10
14"	350mm	50/60	40*3.2*10
16"	400mm	50/60	40*3.6*10

Other specification available and arbor hole size as customers specify when order

ANARAM-21

Applications: for cutting concrete, reinforced concrete and green concrete




DIAMETER		ARBOR(mm)	SEGMENT DIMENSION(mm)
INCHES	METRIC(mm)		
12"	300mm	50/60	40*3.2*10/12
14"	350mm	50/60	40*3.2*10/12
16"	400mm	50/60	40*3.6*10/12
18"	450mm	50/60	40*3.6*10/12
20"	500mm	50/60	40*4.0*10/12
22"	550mm	50/60	40*4.0*10/12
24"	600mm	50/60	40*4.7*10/12

Other specification available and arbor hole size as customers specify when order

ANARAM-22

Applications: for cutting Asphalt, Asphalt over concrete, Asphalt over stone.



DIAMETER		ARBOR(mm)	SEGMENT DIMENSION(mm)
INCHES	METRIC(mm)		
12"	300mm	50/60	40*3.2*10/12
14"	350mm	50/60	40*3.2*10/12
16"	400mm	50/60	40*3.6*10/12
18"	450mm	50/60	40*3.6*10/12
20"	500mm	50/60	40*4.0*10/12
22"	550mm	50/60	40*4.0*10/12
24"	600mm	50/60	40*4.7*10/12

Other specification available and arbor hole size as customers specify when order

ANARAM-23 thin turbo
 Applications: Porcelain, ceramic, marble, tile etc



DIAMETER		ARBOR(mm)	SEGMENT DIMENSION(mm)
INCHES	METRIC(mm)		
4"	105	20/22.23	10
4.3"	110		10

Other specification available and arbor hole size as customers specify when order

ANARAM-24 the leaf shape
 Applications: Porcelain, Ceramic, marble, tile etc



DIAMETER		ARBOR(mm)	SEGMENT DIMENSION(mm)
INCHES	METRIC(mm)		
4"	105	20/22.23	7
4.3"	110		7
4.5"	115		7
5"	125		7
6"	150	22.23/25.4	10
7"	180		10
8"	200		10
9"	230		10
10"	250	22.23/25.4/50	10
12"	300		10
14"	350		10

Other specification available and arbor hole size as customers specify when order

ANARAM-25 Segment
 Applications: Specially for cutting porcelain, such as polished tile, Archaized brick, polished glazed tile, microlite, slab etc.



DIAMETER		ARBOR(mm)	SEGMENT DIMENSION(mm)
INCHES	METRIC(mm)		
7"	180mm	22.23/25.4/50/60	10
8"	200mm		10
10"	250mm		10
12"	300mm		8 / 12
14"	350mm		10 / 12
16"	400mm		10

Other specification available and arbor hole size as customers specify when order

ANARAM-26 Segment
 Applications: Specially for cutting porcelain, such as polished tile, Archaized brick, polished glazed tile, microlite, slab etc.



DIAMETER		ARBOR(mm)	SEGMENT DIMENSION(mm)
INCHES	METRIC(mm)		
7"	180mm		10



8"	200mm	22.23/25.4/50/60	10
10"	250mm		10
12"	300mm		8 / 12
14"	350mm		10 / 12
16"	400mm		10

Other specification available and arbor hole size as customers specify when order

ANARAM-27 Segment

Applications: Specially for cutting porcelain, such as polished tile, Archaized brick, polished glazed tile, microlite, slab etc.



DIAMETER		ARBOR(mm)	SEGMENT DIMENSION(mm)
INCHES	METRIC(mm)		
7"	180mm	22.23/25.4/50/60	10
8"	200mm		10
10"	250mm		10
12"	300mm		8 / 12
14"	350mm		10 / 12
16"	400mm		10

Other specification available and arbor hole size as customers specify when order

ANARAM-28 Segment

Applications: Specially for cutting porcelain, such as polished tile, Archaized brick, polished glazed tile, microlite, slab etc.



DIAMETER		ARBOR(mm)	SEGMENT DIMENSION(mm)
INCHES	METRIC(mm)		
7"	180mm	22.23/25.4/50/60	10
8"	200mm		10
10"	250mm		10
12"	300mm		8 / 12
14"	350mm		10 / 12
16"	400mm		10

Other specification available and arbor hole size as customers specify when order

ANARAM-29 Segment

Applications: Specially for cutting porcelain, such as polished tile, Archaized brick, polished glazed tile, microlite, slab etc.



DIAMETER		ARBOR(mm)	SEGMENT DIMENSION(mm)
INCHES	METRIC(mm)		
7"	180mm	22.23/25.4/50/60	10
8"	200mm		10
10"	250mm		10
12"	300mm		8 / 12
14"	350mm		10 / 12
16"	400mm		10

Other specification available and arbor hole size as customers specify when order

ANARAM-30 thin turbo
 Applications: Quartz, Granite, marble, concrete

DIAMETER		ARBOR(mm)	SEGMENT DIMENSION(mm)
INCHES	METRIC(mm)		
4"	105	20/22.23/25.4	10
4.3"	110		10
4.5"	115		10
5"	125		10
6"	150		10
7"	180		10
9"	230		10
12"	300	25.4/50	10
14"	350		10

Other specification available and arbor hole size as customers specify when order



ANARAM-31 Segment
 Applications: Specially for cutting Quartz

DIAMETER		ARBOR(mm)	SEGMENT DIMENSION(mm)
INCHES	METRIC(mm)		
10"	250	25.4/50/60	10
12"	300		10
14"	350		10
16"	400		10

Other specification available and arbor hole size as customers specify when order



ANARAM-32 Segment
 Applications: Specially for cutting Quartz

DIAMETER		ARBOR(mm)	SEGMENT DIMENSION(mm)
INCHES	METRIC(mm)		
10"	250	25.4/50/60	10
12"	300		10
14"	350		10
16"	400		10

Other specification available and arbor hole size as customers specify when order



ANARAM-33 Segment
 Applications: Specially for cutting Quartz

DIAMETER		ARBOR(mm)	SEGMENT DIMENSION(mm)
INCHES	METRIC(mm)		
10"	250	25.4/50/60	10
12"	300		10





14"	350	25.4/50/60	10
16"	400		10

Other specification available and arbor hole size as customers specify when order

ANARAM-34 Segment
Applications: Specially for cutting Quartz



DIAMETER		ARBOR(mm)	SEGMENT DIMENSION(mm)
INCHES	METRIC(mm)		
10"	250	25.4/50/60	10
12"	300		10
14"	350		10
16"	400		10

Other specification available and arbor hole size as customers specify when order

ANARAM-35 DOUBLE ROW CUP WHEEL

Applications:Concrete & Granite



DIAMETER		ARBOR(mm)
INCHES	METRIC(mm)	
4"	100mm	22.23/20
4.5"	115mm	
5"	125mm	
6"	150mm	
7"	180mm	
9"	230mm	

Other specification available and arbor hole size as customers specify when order

ANARAM-36 TURBO CUP WHEEL

Applications:Concrete & Granite



DIAMETER		ARBOR(mm)
INCHES	METRIC(mm)	
4"	100mm	22.23/20
4.5"	115mm	
5"	125mm	
6"	150mm	
7"	180mm	
9"	230mm	

Other specification available and arbor hole size as customers specify when order

ANARAM-37 ALUMNIUM CUP WHEEL

Applications:Concrete & Granite



DIAMETER		ARBOR(mm)
INCHES	METRIC(mm)	
4"	100mm	22.23/20
4.5"	115mm	
5"	125mm	
7"	180mm	

Other specification available and arbor hole size as customers specify when order

ANARAM-38 DIAMOND CORE DRILL

Applications: Porcelain, Ceramic, Marble, Granite, Concrete, cured concrete, reinforced concrete and other hard materials.

DIAMETER(mm)	SEGMENT Height(mm)	SEGMENT Number	THREAD SIZE
10	10	CONTINUOUS	M14/M10
12	10	CONTINUOUS	M14/M10
14	10	CONTINUOUS	M14/M10
16	10	CONTINUOUS	M14/M10
19	10	CONTINUOUS	M14/M10
20	10	CONTINUOUS	M14/M10
22	10	CONTINUOUS	M14/M10
25	10	CONTINUOUS	M14/M10
26	10	CONTINUOUS	M14/M10
32	10	CONTINUOUS/2	M14/M10
34	10	CONTINUOUS/2	M14/M10
37	10	CONTINUOUS/2	M14/M10
38	10	CONTINUOUS/4	M14/M10
40	10	CONTINUOUS/4	M14/M10
45	10	4	M14/M10
50	10	5	M14/M10
55	10	5	M14/M10
60	10	5	M14/M10
65	10	5	M14/M10
70	10	6	M14/M10
80	10	6	M14/M10

ANARAM-39 DIAMOND CORE DRILL


Applications: reinforced concrete with soft to hard aggregates, green concrete, asphalt

DIAMETER(mm)	SEGMENT Thickness(mm)	SEGMENT Height(mm)	SEGMENT Number
25	3.5	10	4
32	3.5	10	4
38	3.5	10	4
45	3.5	10	4
52	3.5	10	5
64	3.5	10	6
72	3.5	10	7
76	3.5	10	7
83	4	10	8
89	4	10	8
102	4	10	9
108	4	10	9
114	4	10	10
120	4	10	10
127	4	10	11
132	4	10	11
140	4	10	12
152	4	10	13
159	4	10	13
165	4	10	14
178	4	10	15
191	4	10	16
203	4	10	17
216	4.5	10	18

229	4.5	10	18
241	4.5	10	19
254	4.5	10	20
267	4.5	10	21
279	4.5	10	21
292	4.5	10	22
305	4.5	10	23
350	4.5	10	25

ANARAM-40

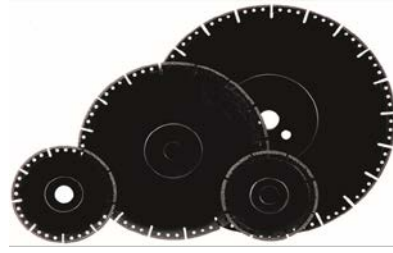
Applications: Specially for cutting Marble



Diameter: 4", 4.5", 5", 6", 7", 9"
Hole: 7/8" or with flange

ANARAM-41

Applications: for cutting steel bar, iron pipe, granite



Diameter: 4", 4.5", 5", 7", 9", 12", 14", 16"
Hole:

ANARAM-42

Applications: for granite, marble, porcelain, ceramic etc



Diameter: 4-150mm
shank: hexagon or round

ANARAM-43

Applications: for granite, marble, porcelain, ceramic



Diameter: 4-150mm
shank: 6mm, 8mm, 10mm

ANARAM-44(Router bit)

Applications: processing and trimming the stone edge



Type, Segment and Rim
profile: A/B/E/F/H/L/O/Q/T/V...

ANARAM-45

Applications: Granite, porcelain, tiles etc



Diameter: 15-150mm
shank: M14 or 5/8"-11

ANARAM-46

Applications: Professional cutting tool for all kinds of iron and steel, casting and non-ferrous with high precision. Grinding disc professionally for grinding/polishing all kinds of metal

CUTTING DISC FOR STEEL



Size(mm)	Max.R.P.M	Application
115x1.0x22.23	13300	Inox/Metal
115x1.6x22.23	13300	Inox/Metal
115x3.0x22.23	13300	Inox/Metal
125x1.0x22.23	12200	Inox/Metal
125x1.6x22.23	12200	Inox/Metal
125x2.0x22.23	12200	Inox/Metal
125x2.0x22.23	12200	Inox/Metal
150x1.2x22.23	10200	Inox/Metal
150x1.6x22.23	10200	Inox/Metal
180x1.6x22.23	8600	Inox/Metal
180x2.0x22.23	8600	Inox/Metal
230x1.6x22.23	6600	Inox/Metal
230x2.0x22.23	6600	Inox/Metal
230x3.0x22.23	6600	Inox/Metal

CUTTING DISC FOR STEEL



Size(mm)	Max.R.P.M	Application
115x3.0/6.0x22.23	13300	Inox/Metal
125x3.0/6.0x22.23	12200	Inox/Metal
150x3.0/6.0x22.23	10200	Inox/Metal
180x3.0/6.0x22.23	8600	Inox/Metal
230x3.0/6.0x22.23	6600	Inox/Metal

CUTTING DISC FOR STONE



Size(mm)	Max.R.P.M	Application
115x1.0x22.23	13300	stone
115x1.6x22.23	13300	stone
115x3.0x22.23	13300	stone
125x1.0x22.23	12200	stone
125x1.6x22.23	12200	stone
125x3.0x22.23	12200	stone
125x2.0x22.23	12200	stone
150x1.2x22.23	10200	stone
150x1.6x22.23	10200	stone
180x1.6x22.23	8600	stone
180x3.0x22.23	8600	stone
230x2.0x22.23	6600	stone
230x3.0x22.23	6600	stone
305x3.0x25.4	5100	stone
355x2.5x25.4	4400	stone
355x3.0x25.4	4400	stone
405x3.0x25.4	3800	stone
115x6.0x22.23	13300	stone
125x6.0x22.23	12200	stone
150x6.0x22.23	10200	stone
180x6.0x22.23	8600	stone
230x6.0x22.23	6600	stone

ANARAM-47

FLAP DISC

Applications: For cutting Stainless steel,Steel

CUTTING DISC FOR STEEL

Size(mm)	Grit	FORM	Max.R.P.M
115x22.23	24	T29Conical	13300
115x22.23	36	T29Conical	13300
115x22.23	40	T29Conical	13300
115x22.23	50	T29Conical	13300
115x22.23	60	T29Conical	13300
115x22.23	80	T29Conical	13300
115x22.23	100	T29Conical	13300
115x22.23	120	T29Conical	13300
125x22.23	24	T29Conical	12200
125x22.23	36	T29Conical	12200
125x22.23	40	T29Conical	12200
125x22.23	50	T29Conical	12200
125x22.23	60	T29Conical	12200
125x22.23	80	T29Conical	12200
125x22.23	100	T29Conical	12200
125x22.23	120	T29Conical	12200
150x22.23	24	T29Conical	10200
150x22.23	36	T29Conical	10200
150x22.23	40	T29Conical	10200
150x22.23	50	T29Conical	10200
150x22.23	60	T29Conical	10200
150x22.23	80	T29Conical	10200
150x22.23	100	T29Conical	10200
150x22.23	120	T29Conical	10200
180x22.23	24	T29Conical	8600
180x22.23	36	T29Conical	8600
180x22.23	40	T29Conical	8600
180x22.23	50	T29Conical	8600
180x22.23	60	T29Conical	8600
180x22.23	80	T29Conical	8600
180x22.23	100	T29Conical	8600
180x22.23	120	T29Conical	8600



ANARAM-48

Wet polishing pad

Applications: for marble, granite, engineering stone, concrete floor etc polishing and renewir

DIAMETER	Grit
INCHES	
3"	50#, 100#, 200#, 400#, 800#, 1500#, 3000#, BUFF
4"	
5"	
6"	
7"	



ANARAM-49

Dry polishing pad

DIAMETER	Grit
INCHES	
3"	50#, 100#, 200#, 400#, 800#, 1500#, 3000#, BUFF
4"	
5"	


ANARAM-50 TCT SAW BLADE FOR WOOD

D(mm)	Kerf,B/b(mm)	Application
115	1.4/2.4,1.6/2.6	wood
125	1.4/2.4,1.6/2.6	wood
150	2.5/1.5,2.6/1.6	wood
180	2.6/1.6,2.8/1.8	wood
230	2.8/1.8	wood
250	3.0/2.0	wood
300	3.0/2.0	wood
350	3.2/2.2	wood
400	3.5/2.5	wood
450	3.5/2.5	wood
500	3.5/2.5,3.8/2.8	wood
550	3.8/2.8	wood
600	4.0/3.0	wood
650	4.0/3.0	wood
700	4.2/3.2	wood
750	4.2/3.2,4.6/3.6	wood




ANARAM-51TCT SAW BLADE FOR MDF & ALUMNIUM

D(mm)	Kerf,B/b(mm)	Application
250	3.4/2.8	MDF & ALUMNIUM
300	3.5/3.0	MDF & ALUMNIUM
350	3.5/3.0	MDF & ALUMNIUM
400	3.5/3.0	MDF & ALUMNIUM
450	4.0/3.2	MDF & ALUMNIUM
500	4.5/3.5	MDF & ALUMNIUM



ANARAM-52 TCT SAW BLADE FOR IRON



D(mm)	Kerf,B/b(mm)	Application
115	2.0/1.6	IRON
125	2.0/1.6	IRON
150	2.0/1.6	IRON
180	2.2/1.8	IRON
230	2.8/1.8	IRON
250	2.6/2.0	IRON
300	2.8/2.2	IRON
350	2.8/2.2	IRON
400	3.0/2.4	IRON
450	3.0/2.4	IRON
500	3.5/2.8	IRON
550	4.0/3.2	IRON
600	4.5/3.8	IRON

ANARAM-53TCT SAW BLADE FOR GRASS



D(mm)	Kerf,B/b(mm)	Application
230	1.7/1.25	GRASS
250	1.7/1.25	GRASS